

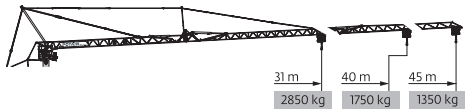
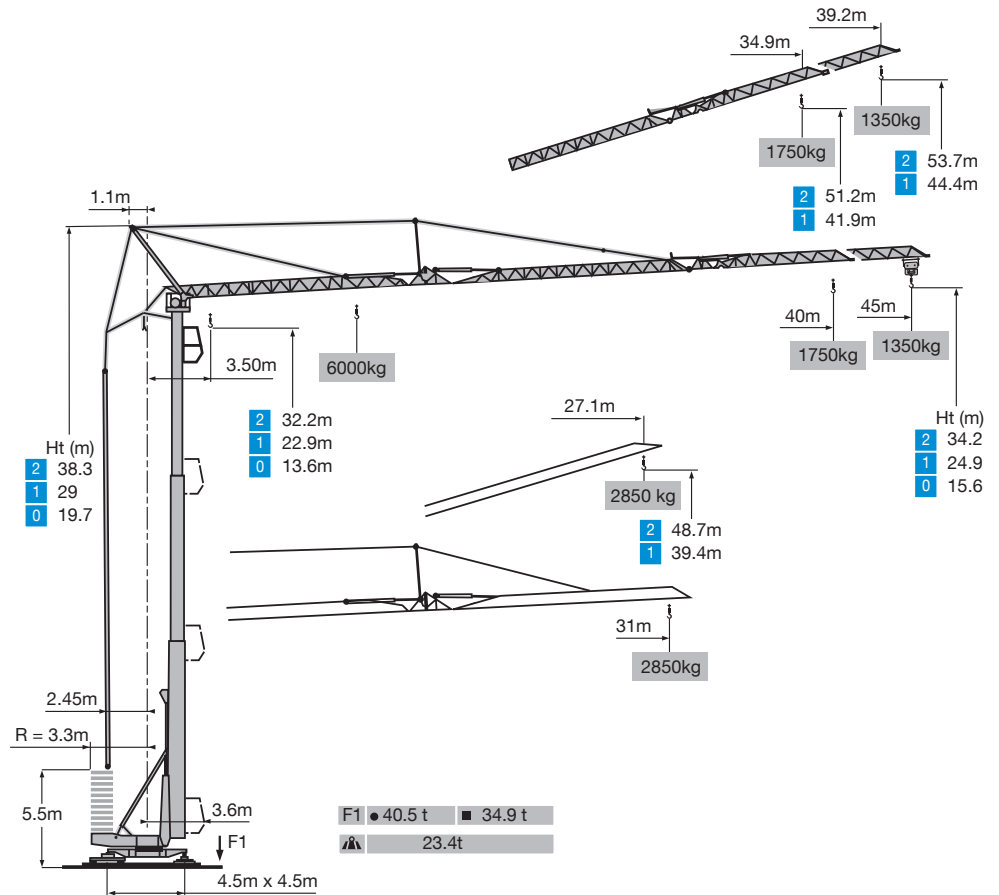
CRANE / RECOVERY

POTAIN HDT80

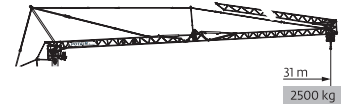
POTAIN BY MANITOWOC

Part of the range of self-erecting cranes from Potain this model has a tower height of 34m and maximum radius of 45m. It has a lift capacity of 6t and has three different mast heights and 10 different jib configurations, offering excellent flexibility. The Potain HDT80 is the largest self-erecting crane available on the market and can service up to eight storeys.

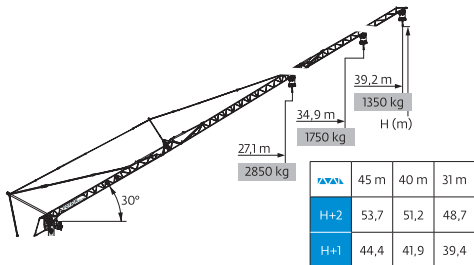
SPECIFICATIONS	
Max jib length	45 m
Capacity at max length	1.25 t
Max radius	45 m
Max capacity	6 t
Engine type	Electric



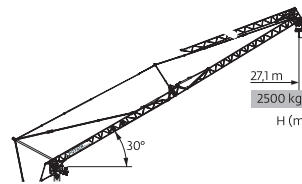
Tower Ht (m)	Jib Length (m)	Capacity (kg)
45 m	3,5	6000
	13,25	5135
	15	4390
	17	3590
	20	3000
	22,8	2710
	23,7	2460
	25	2150
	27	2060
	30	1980
40 m	3,5	6000
	14,3	5660
	15	4845
	17	3965
	20	3010
	22,5	2735
	25,8	2395
	27	2295
	30	2205
	31	1965
31 m	3,5	6000
	16,35	5725
	17	4695
	20	4185
	22	3580
	25	3260
	27	3000
	28,9	2865
	29,7	2750
	30	2750



Tower Ht (m)	Jib Length (m)	Capacity (kg)
45 m	3,5	6000
	14,1	5555
	15	4755
	17	3890
	20	3460
	22	3000
	24,6	2950
	25	2680
	25,3	2350
	27	2250
40 m	3,5	6000
	14,8	5890
	15	5050
	17	4130
	20	3675
	22	3140
	25	3000
	25,9	2850
	26,65	2500
	27	2400



Tower Ht (m)	Jib Length (m)	Capacity (kg)	
45 m	3,5	6000	
	20,2	2695	
	20,8	2290	
	22	2070	
	25	1800	
	27	1655	
	30	1465	
	32	1355	
	34,9	1250	
	37	1350	
40 m	3,5	6000	
	22	2545	
	22,6	2310	
	25	2015	
	27	1850	
	30	1650	
	32	1500	
	34,9	1750	
	31 m	3,5	6000
		25,3	2750
26		2750	
27,1		2850	



Tower Ht (m)	Jib Length (m)	Capacity (kg)
45 m	21,6	2935
	22,2	2495
	25	2350
40 m	22,7	2660
	23,3	2400
	25	2500

Tower Ht (m)	Jib Length (m)
H+2	48,7
H+1	39,4